

YOUR 360° SEALING PARTNER

Product Catalogue

REVOSEAL | NON-ASBESTOS FLAT GASKETS | GRAPHITE-
BASED SGL FLAT GASKETS | PTFE-BASED FLAT GASKETS |
RUBBER GASKETS | SPIRAL WOUND GASKETS | METAL
JACKETED GASKETS | CAMPROFILE GASKETS | RING JOINT |
METALLIC GASKETS | SOLID METAL GASKETS | PACKINGS |
INSULATION SOLUTIONS



Gaskets | Revoseal®

REVOLUTION | JP - 1 E JP - 2 | JG - 1 E JG - 2 | VARIO | ECO+



DESCRIPTION

The high functional level of the Revoseal gaskets is mainly based on the concept of metal-to-metal sealing. This provides maximum sealing and exceptional performance when coupled with fillers (graphite or PTFE). Where conventional gaskets have limits, Revoseal gaskets guarantee greater availability and reliability in the system. Furthermore, thanks to their long service life, there is the possibility of reducing maintenance costs.

TECHNICAL FEATURES

- Metal to metal seal with encapsulated graphite (or PTFE)
- High reduction of the clamping load sealing even with low quality tie rods are used
- Compensation capacity even in the presence of temperature and pressure variations.
- Greater availability and reliability in the system
- Greater resistance to the blow out

APPLICATIONS

Oil & gas, chemical, petrochemical, Food & Pharma

TYPES

- Revolution
- JG - 1 e JG-2
- JP - 1 e JP- 2
- Vario
- Eco+

AVAILABLE FORMATS

- Asme B16.20, Asme B16.21
- Asme B16.47, EN1514











METAL MATERIALS

- 316Ti
- Additional materials on request

FILLER MATERIALS

- Graphite
- Virgin PTFE

REVOSEAL GASKETS

Name	Revolution	Eco+	JG-1 and JG-2	JP-1 and JP-2	vario
Image					
Profile					
Features	<p>The revoseal revolution gasket is a flat gasket with a raised profile and is made of flexible stainless steel, joined with graphite or PTFE on both sides. Thanks to the innovative construction and the flexibility of the relief, the metal-to-metal seal is guaranteed for both graphite and PTFE. Being suitable for a wide range of applications, revolution is better alternative to all flat gaskets up to 2 mm, especially in cycling conditions.</p>	<p>The revoseal Eco+ consists of a stainless steel core, with a thin layer of graphite on both sides. Thanks to the thin layers of soft material, high surface pressures can be reached even at low tightening. revoseal Eco+ is the cheaper and technically better alternative to spiral wound gaskets. thanks to the elastic design, the re-tightening of the bolt is no longer necessary even in the presence of strong changes in pressure and temperature.</p>	<p>The internationally patented geometry of outer and inner cogging completely encapsulates the GRAPHITE or PTFE layers. The tooth geometry has been calculated in such a way that even at using low quality bolts an ideal compression of the graphite layers and a double metallic sealing can be achieved. Therefore, Revoseal JG-1 and JG-2 (encapsulated flat profile gaskets) combine the advantages of metal and composite materials in an ideal way. Up to 1000°C depending on the used stainless steel. Replacmenet for RTJ in new construction and has an extremely tight leakage rate of 10-11</p>	<p>The creation of external and internal cusps, allows to completely store the layers of GRAPHITE OR PTFE. This innovation has been patented at an international level. The structure of the cusps has been calculated in such a way that even using low quality bolts an ideal compression of the graphite layers and a double metallic seal can be obtained. Therefore, the JP-1 combines the advantages of metal and composite materials in an ideal way. Revoseal JP-1 is the variant of Revoseal JP-2 for use on tongue / groove type flange.</p>	<p>The Vario model is characterized by its particular centering system which avoids incorrect applications and at the same time reduces the number of gasket models available in stock, increasing availability in case of urgency. The structure of the centering segments allows installation for different diameter measurements, eliminating the risk of incorrect centering. The sealing system of the Vario gaskets is designed on the basis of the internal and external cusp structure, which allows to store the layers of GRAPHITE or PTFE, patented at international level.</p>
Approvals	<p>Fire Safe certified in accordance with API 607 (also for PTFE), blow-out resistance in accordance with VDI 2200 and Ta-Luft in accordance with VDI2440</p>	<p>Fire Safe certified in accordance with API 607 (also for PTFE), blow-out resistance in accordance with VDI 2200 and Ta-Luft in accordance with VDI2440</p>	<p>Fire Safe certified in accordance with API 607 (also for PTFE), blow-out resistance in accordance with VDI 2200 and Ta-Luft in accordance with VDI2440</p>	<p>Fire Safe certified in accordance with API 607 (also for PTFE), blow-out resistance in accordance with VDI 2200 and Ta-Luft in accordance with VDI2440</p>	<p>Fire Safe certified in accordance with API 607 (also for PTFE), blow-out resistance in accordance with VDI 2200 and Ta-Luft in accordance with VDI2440</p>
Surface finish flange	<p>µm 3,2-12,5 µinch 125-500</p>	<p>µm 3,2-12,5 µinch 125-500</p>	<p>µm 3,2-12,5 µinch 125-500</p>	<p>µm 3,2-12,5 µinch 125-500</p>	<p>µm 3,2-12,5 µinch 125-500</p>

Non-Asbestos Flat Gaskets

Sheets & Gaskets | Series 1000

CF1000 | CF1100 | CF1100 GRx | CF1200 | CF1200+WIRE REINFORSED

DESCRIPTION

Series 1000 gaskets are made up of non-asbestos cellulose, aramid or inorganic fibres with NBR elastomer binders. They make particularly good multi-purpose gaskets for use with hydrocarbons, water, drinking water, industrial process water, seawater, gases and low aggressive chemicals, to name a few examples

TECHNICAL FEATURES

Wide range of applications not heavy in relation to the type of medium, temperature and pressure. Cost-effective and easy to find. They're totally free of asbestos. Higher grades (CF1100 GR.X) can be supplied with Fire Safe API6FB and Ta-Luft VDI2440 certification.

APPLICATIONS

These seals are particularly suitable for universal uses such as hydrocarbons, water, drinking water, industrial water, sea water, gases and chemicals with low aggression.

TYPES

- Perforated type FF
- Type IBC for RF flanges
- Tongue and groove type
- Custom design





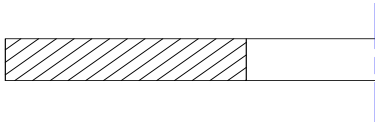
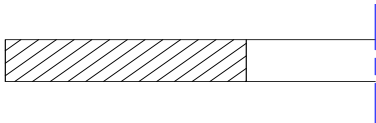
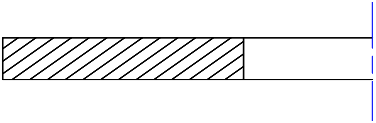
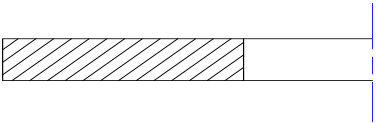
AVAILABLE SIZES

- 1500x1500
- 3000x1500

AVAILABLE THICKNESSES

0.4mm; 0.5mm; 0.8mm; 1mm; 1.5mm;
2mm; 3mm; 4mm; 5mm

NON ASBESTOS FLAT GASKETS

Name	CF1000	CF1100	CF1100GRx	CF1200
Image				
Profile				
Features	<p>CF1000 is a gasket made up of non-asbestos cellulose fibres and NBR binder. It makes a particularly good multi-purpose gasket for non-heavy duty applications only, at medium temperatures and pressures (max. T 200 °C, max. P 35 bar). It is suitable for an extensive range of fluids, such as water, industrial process water, seawater, petroleum derivatives, diluted alkalis, animal and vegetable oils, neutral solutions.</p>	<p>CF1100 is a gasket made up of non-asbestos aramid fibres and NBR binder. It makes a particularly good multi-purpose gasket for use with hydrocarbons, water, drinking water, industrial process water, seawater, gases and low aggressive chemicals. It can be used on natural gas and drinking water pipelines.</p>	<p>CF1100 Gr.X is a gasket made up of non-asbestos inorganic fibres and NBR binder. It makes a particularly good multi-purpose gasket for use with hydrocarbons, water, drinking water, industrial process water, seawater, gases and low aggressive chemicals. It features excellent heat resistance, even in contact with steam, coupled with a good leakage rate. It can be used on natural gas and drinking water pipelines. It meets BS 7531 Grade X requirements.</p>	<p>CF1200 is a gasket made up of non-asbestos aramid fibres, laminated graphite, fillers and NBR binder. It is particularly suitable for applications involving fuels and lubricants, weak acids and alkalis, oils and saturated steam. You can order CF1200 with internal metal reinforcement consisting of an AISI 316 steel mesh.</p>
Approvals	<p>Certificate WRAS for drinking water uses</p>	<p>WRAS BAM DVGW</p>	<p>Fire safe API6FB VDI2200/2440 Ta-Luft DVGW-GAS-DIN 3535-6-2011-01</p>	
Surface finish flange	<p>µm 6,3-12,5 µinch 250-500</p>	<p>µm 6,3-12,5 µinch 250-500</p>	<p>µm 6,3-12,5 µinch 250-500</p>	<p>µm 6,3-12,5 µinch 250-500</p>

Graphite-based SGL flat gaskets

Sheets & Gaskets | Series 2000

UNIVERSAL PRO | CF2001G | CF2002G | SONDERTYP | HOCHDRUCK PRO | SIGRAFLEX MF | SIGRAFLEX BSC

DESCRIPTION

The 2000 series gaskets are composed of expanded mineral graphite, reinforced with grated or smooth AISI 316 steel sheets. The impregnated graphite is distinguished by the following characteristics: flexible, resistant to almost all chemical agents, ecological, wide range of operating temperatures, resistant to aging, stable over time under load and constant elastic recovery even with changes in temperature, does not generate creep or cold flow, resistant to high pressures, good thermal and electrical conductivity, easy to shear and mold.

TECHNICAL FEATURES

Applied construction standards

- ASME Code (B16.20; B16.47; B16.5)
- UNI EN 1514-1
- DIN 2690/ 2691

In case of partial descriptions will be provided:

- Measurements according to national or international standards in force (ASME o EN)
- Thickness 2mm
- Pressure rating PN10/40 - ANSI150

APPLICATIONS

- Non-metallic seals for pipe flanges, pumps, valves, heat exchangers, pressure vessels.

- Wide range of applications, chemical and petrochemical plants, gas plants, power plants and heating systems.
- Also used in food and pharmaceutical applications depending on the construction of the type of gasket (SIGRAFLEX MF)
- Can be used for very high operating pressures and / or temperatures
- No stringent requirements for flange sealing surfaces
- Ideal for use on oxygen and explosive atmospheres [BAM]

TYPES

- Perforated type FF
- Type IBC for RF flanges
- Tongue and groove type
- Custom design

AVAILABLE FORMATS

- 1000x1000
- 1500x1500

GRAPHITE-BASED SGL FLAT GASKETS

Name	CF2001G / CF2002G	Universal Pro	Sondertyp	Sigraflex Hochdruck Pro	Sigraflex MF	Sigraflex BSC
Image						
Profile						
Features			Internally composed of AISI 316 L steel sheets, thickness 0.05mm and layers of expanded graphite with an ash content of less than 2.00%. The anchoring between the various layers of materials takes place without the aid of adhesives or similar but through a patented system SGL Group. This gasket is particularly suitable for use on toxic, inductable or polluting substances requiring low fugitive emission levels. It can also be used in plants with Fire-Safety requirements. Sigraflex Sondertyp has excellent oxidation resistance and good chemical resistance. The Sigraflex Sonder-Typ gaskets meet the requirements of the Atex standard in CEI guide 31-35.	SIGRAFLEX HOCKDRUCK PRO (SGL Carbon patent) is made up of 0.5mm-thick layers of high purity >99.85% expanded graphite impregnated with corrosion inhibitor and 0.05mm AISI 316L steel foils (adhesive free). It can be installed in applications involving surface pressures as high as 400 N/mm ² and working pressures up to 250 bar. Its main properties are: extremely high pressure resistance, high blow-out resistance, high rigidity, compression stability and good long-term elastic recovery resistance to wide range of temperatures.	SIGRAFLEX MF (SGL Carbon patent) is made up of 0.5mm-thick layers of high purity >99.85% expanded graphite impregnated with corrosion inhibitor and 0.05mm AISI 316L steel foils. The surface is coated with a 0.05mm-thick layer of Dyneon 1700 modified PTFE. The various layers of material are bonded together (adhesives free, SGL Carbon patent). The gasket is fitted with both inner and outer AISI 316L steel eyelets. This matches the best leakage rate, making it particularly suitable for use with toxic, flammable, pollutant and carcinogenic substances, on systems requiring a reduction in fugitive emissions, on systems with fire safety requirements and where product contamination is not tolerated.	Sigraflex BSC is an expanded graphite-based gasket consisting of an internal core of stainless steel wire mesh. The layers are joined by a special adhesive. This material is suitable for a wide range of applications, such as gaskets that can be subjected to high temperature, high pressure and corrosive media.
	CF2001G, with a tanged insert, is suitable for an extensive range of applications, for making gaskets for UNI and ANSI flanges, for applications that can involve high working pressures, for flanges with complex shapes, for aggressive liquids, steam and heat transfer oil. Gaskets cut from sheets can have inner and outer eyelets. For increased mechanical strength, it can also come with a double tanged core: CF2002G.	SIGRAFLEX UNIVERSAL PRO is made up of a reinforced layer of expanded graphite with purity >98% purity impregnated with corrosion inhibitor and a mechanically bonded 0.1mm-thick AISI 316L steel tanged core. It is particularly suitable for use with toxic, flammable or pollutant substances that demand low fugitive emission values. It features excellent oxidation resistance and good chemical resistance. Its good compensation and conformability properties mean it also adapts easily to existing flanges.				
Approvals	BAM; DVGW; Fire Safe API607 Rev 04 with Exxon modification	BAM; DVGW;VDI2200/2440 Ta- Luft; Fire Safe API607 REV 04 with Exxon modification; VDI2200/Blow ut	VDI2200/2440 Ta-Luft; Fire safe API6FB third edition	BAM; DVGW;VDI2200/2440 Ta-Luft; Fire Safe API607 Rev.04 with Exxon modification; VDI2200/Blow out	BAM; DVGW; VDI2200/2440 Ta-Luft; Fire Safe API607 Rev.04 with Exxon modification; VDI2200/Blow out; FDA.	BAM; DVGW
Surface finish flange	µm 3,2-12,5 µinch 125-500	µm 3,2-12,5 µinch 125-500	µm 3,2-12,5 µinch 125-500	µm 3,2-12,5 µinch 125-500	µm 3,2-12,5 µinch 125-500	µm 3,2-12,5 µinch 125-500

PTFE-Based flat gaskets

Sheets & Gaskets | PTFE

CF3000 | CF3024 | CF3070 | CF3080 | CF3090

DESCRIPTION

Series 3000 gaskets are made up of pure virgin PTFE. This material combines a number of qualities: excellent chemical resistance to a wide range of chemicals (acids, bases and solvents), a low friction coefficient and excellent dielectric properties. Extenders can be added to suit customer requirements and fluid properties, or the material can be modified to increase its chemical and physical properties.

TECHNICAL FEATURES

- Excellent chemical resistance with the exception of liquid alkali metals and some fluorinated compounds.
- Temperature resistant from -200 ° C to 260 ° C [depending on pressure and temperature].
- PTFE can be used for continuous operating temperatures up to 260 ° C
- Compliant with FDA regulations
- Good non-stick characteristics
- Resistant to UV rays and aging, without embrittlement
- Complies with TA Luft 2002 requirements [VDI 2440/2200]
- Anti-adhesive surface
- Excellent dielectric properties

APPLICATIONS

The main fields of application of series 3000 gaskets are: chemical and pharmaceutical industries, process lines with strong acids and bases (pH 0 - 14) and food industries.

TYPES

- Perforated type FF
- Type IBC for RF flanges
- Tongue and groove type
- Custom design






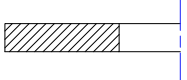
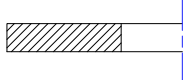
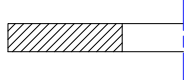
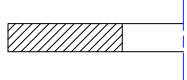
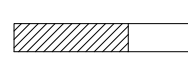

AVAILABLE FORMATS

- 1200x1200
- 1500x1500

AVAILABLE THICKNESSES

0.5mm; 1mm; 2mm; 3mm; 4mm; 5mm;

PTFE-BASED FLAT GASKETS

Name	CF3000	CF3024	CF3070	CF3080	CF3090
Image					
Profile					
Features	<p>CF3000 is made up of pure virgin PTFE. These gaskets feature the following properties: excellent non-wetting performance. They do not give rise to chemical contamination; corrosion resistance: they resist aggressive chemicals in a wide temperature range; wear resistance: they are one of the materials with lower friction coefficients, which results in low abrasion. These properties are retained under a wide range of environmental conditions; long service life: they feature excellent resistance to aging, even when exposed to high temperatures and aggressive chemicals; resistance to dynamic stress, such as vibrations and bending, is also high.</p>	<p>CF3024 is made entirely from multidirectionally expanded pure PTFE. With its excellent chemical and heat resistance, it can be used in a wide variety of applications in almost all areas of industry. The superior conformability of expanded PTFE means it can be applied for flanges that feature surface irregularities or damage, flanges that require low torque loads, and glass lined flanges. Its most common applications include: standard flanges, compressors, heat exchangers and manholes.</p> 	<p>CF3070 is a multidirectional microspheres filled and modified PTFE. In addition to giving the material excellent resistance to all aggressive chemicals, except hydrofluoric acid, it also drastically reduces the main limitations typically associated with pure PTFE - creep and cold flow - producing high mechanical properties and high compressibility and elongation. It is suitable for an extensive range of fluids, strong acidic and basic substances, steam, hydrocarbons and chlorinated solvents. It can also be used on food and pharmaceutical industry plant lines given its excellent conformability even to flanges that are not perfectly flat.</p>	<p>CF3080 is multidirectional barium filled and modified PTFE. This gasket, in addition to combining excellent resistance to all aggressive chemicals because it contains no charges, reduces the main effects typical of ptfе: creep and cold flow. It is suitable for a wide range of fluids, acidic substances and strong bases, vapor, hydrocarbons, fluor. Sheets and gaskets can be supplied according to DIN ANSI standards for female male flange, RF, FF and designed for heat exchangers. They are approved for use with most of fluids also for food and pharma applications.</p>	<p>CF3090 is a multidirectional silica filled modified PTFE. In addition to giving the material excellent resistance to all aggressive chemicals, except hydrofluoric acid, it also drastically reduces the main limitations typically associated with pure PTFE - creep and cold flow. It is suitable for an extensive range of fluids, strong acidic and basic substances, steam, hydrocarbons, chlorinated solvents and chlorine.</p>
Approvals	VDI2200/2440Ta-Luft; Fire safe API6FB Third edition	BAM; DVGW; VDI2200/2440 Ta-Luft; Fire Safe API607 Rev.04 with Exxon modification; VDI2200/Blow out	FDA;VDI2440/2440 Ta-Luft; BAM		FDA;VDI2440/2440 Ta-Luft; BAM
Surface finish flange	µm 3,2-12,5 µinch 125-500	µm 3,2-12,5 µinch 125-500	µm 6,3-12,5 µinch 250-500	µm 6,3-12,5 µinch 250-500	µm 6,3-12,5 µinch 250-500

Elastomer Gaskets

Sheets & Gaskets | Rubber

SBR RUBBER | NBR RUBBER | NEOPRENE RUBBER | EPDM RUBBER | FKM RUBBER

DESCRIPTION

The main available rubber blends are made with natural (PARA), styrene (SBR), nitrile (NBR), chloroprene (NEOPRENE), fluorinated (VITON) and silicone rubber. Gaskets can also be ordered with fabric or metal internal reinforcement for increased resistance and stability under pressure.

TECHNICAL FEATURES

- Construction standards applied
- UNI EN 1514-1
- ASME Code (B16.20; B16.47; B16.5)

APPLICATIONS

Elastomer gaskets are mainly used in various fields of industry for non-heavy duty applications, such as: water, seawater, drinking water, oil, ozone, medium - low aggressive chemicals and foodstuffs.

TYPES






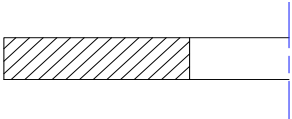
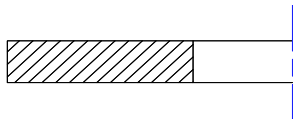
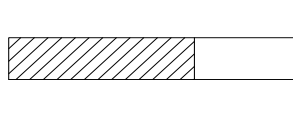
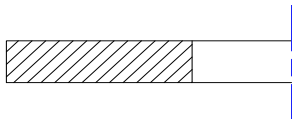
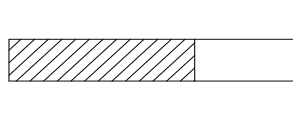
- Perforated type FF
- Type IBC for RF flanges
- Tongue and groove type
- Custom design

AVAILABLE THICKNESSES

0.5mm; 1mm; 1.5mm; 2mm; 3mm; 4mm; 5mm 6mm; 8mm; 10mm.

Altri spessori disponibili su richiesta

ELASTOMER GASKETS

Name	SBR Rubber	NBR Rubber	Neoprene Rubber	EPDM Rubber	FKM Rubber
Image					
Profile					
Features	SBR (styrene) rubber gaskets offer good abrasion resistance and aging stability. It is stable when exposed to substances such as hydrocarbons, saline solutions, air, water and weak organic and inorganic acids and bases. It is particularly suitable for non-heavy duty applications, where resistance to high temperatures and pressures is not such a priority. Maximum operating temperature 70 °C. Shore A hardness 70 ± 5.	NBR (nitrile rubber) gaskets have good resistance to oils, mineral grease, vegetable fats and hydrocarbons. It has good mechanical properties. Maximum operating temperature 100 °C. Shore A hardness 72 ± 5.	NEOPRENE rubber gaskets offer excellent resistance to ozone, weathering and aging. It also offers good resistance to vegetable and mineral oils and low-concentration solvents and acids; fairly good resistance to seawater. Excellent mechanical properties. Maximum operating temperature 100 °C. Shore A hardness 60 ± 5.	EPDM (ethyl propylene diene) rubber gaskets have excellent resistance to weathering, ozone, diluted acids and chemicals in general. Good mechanical properties. Maximum operating temperature 120°C. Shore A hardness 70 ± 5	FKM (viton) fluorinated rubber gaskets feature excellent resistance to heat, oils at high temperatures, fuels and ozone; it can also be used in the chemical and pharmaceutical industry. It has excellent flame resistance and high chemical inertia; it has good mechanical properties. Maximum operating temperature is 200 °C. Shore A hardness 75 ± 5.
Approvals			VDI2440 Ta - Luft	VDI2440 Ta - Luft	
Surface finish flange	µm 3,2-6,3 µinch 125-250	µm 3,2-6,3 µinch 125-250	µm 3,2-6,3 µinch 125-250	µm 3,2-6,3 µinch 125-250	µm 3,2-6,3 µinch 125-250
Hardness	70 Shore A ± 5	72 Shore A ± 5	60 Shore A ± 5	70 Shore A ± 5	75 Shore A ± 5

Spiral wound gaskets

Sheets & Gaskets | Spiralwound

CF4000 | CF4000/I | CF 4010 | CF4020

DESCRIPTION

The series 4000 SPRING spiral wound gaskets are made up of a strip of metal material formed into a special profile designed by CF Service and wound together with a strip of soft sealing material known as the filler. They can be fitted with or without center rings - (outer and inner rings) made from carbon steel material to stainless steels and alloys - to suit customer requirements and system specifications.

TECHNICAL FEATURES

- Applied construction standards
- ASME Code (B16.20; B16.47; B16.5)
- UNI EN 1514-2 Std. Qualitative graphite
- Ash content: ≤ 2% (DIN 51903), on request level of purity <0.15% "
- Chloride content: ≤ 50 ppm (DIN 28090 - 2)
- Sulphide content: <700 ppm
- Density: 1.0 g / cm³

APPLICATIONS

These gaskets are particularly suitable for use on chemical, petrochemical and refinery plants and power stations when dealing with high temperatures and pressures.

TYPES

- Perforated type FF
- Type IBC for RF flanges
- Tongue and groove type
- Custom design

AVAILABLE THICKNESSES





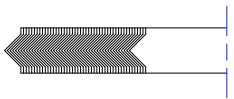
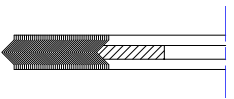
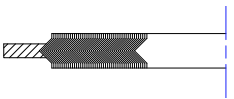
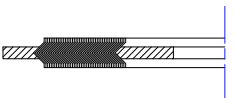
- 2.5mm
- 3.5mm
- 4.5mm
- 6.4mm
- 7.2mm

Thicknesses (according to ASME B16.20)	
Initial thickness (mm)	Compressed thickness (mm)
3.5	2.5-2.7
4.5	3.2-3.4
6.4	4.5
7.2	6.5

Metal materials	
Material	Max. temperature
AISI 304; 316; 316L; 316Ti; 321; 347	550 C°
Alloy 400; 600; 625; 800; 825	600-750 C°
Hastelloy C276; B2	450 C°
Titanium Gr.2	350 C°

Filler materials		
Material	Max temperature	Max. pressure
Graphite	550 C°	250 bar
Virgin PTFE	250 C°	100 bar
Non-Asbestos	400 C°	100 bar
Mica	750 C°	150 bar

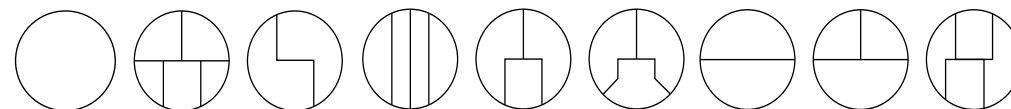
SPIRAL WOUND GASKETS

Name	CF4000	CF4000/I	CF4010	CF4020
Image				
Profile				
Features	<p>CF4000 with no rings is mainly installed on standard tongue and groove type flanged connections for standard flanges (according to standard ASME B16.20 or EN 1514-2) or custom designed flanges for pressure vessels.</p> <p>For installation on heat exchangers, they can be fitted with pass partitions made based on the number and shape of the equipment header's partitions.</p>	<p>CF4000 with inner ring is mainly installed on male-female type flanged connections according to standard ASME B16.20 or EN 1514-2. The inner support ring increases blow-out resistance. They can be installed on high-pressure vessels and pipes.</p>	<p>CF4000 with outer ring is mainly installed on RF type flanged connections (IBC type). The purpose of the outer ring is to centre the gasket inside the bolt circle. They are mainly used on medium-low-pressure pipes and vessels or for hydraulic testing. They can also be ordered to meet standards ASME B16.20 or EN 1514-2 or custom made to your specifications.</p>	<p>CF4000 with inner and outer rings is mainly installed on RF type flanged connections (IBC type). Because it features both an outer ring and inner ring, this gasket can be used on high-pressure pipelines. They can also be ordered to meet standards ASME B16.20 or EN 1514-2 or custom made to your specifications.</p>
Approvals	<p>FIRE SAFE API 6FB</p>			<p>VDI2200/2440 Ta-Luft; Fire safe API 6FB Third edition</p>
Surface finish flange	<p>µm 3,2-6,3 µinch 125-250</p>	<p>µm 3,2-6,3 µinch 125-250</p>	<p>µm 3,2-6,3 µinch 125-250</p>	<p>µm 3,2-6,3 µinch 125-250</p>

Metal jacked gaskets

Sheets & Gaskets | CF5000

CF5000 | CF5003 | CF5035 | CF5060



DESCRIPTION

The series 5000 metal jacketed gaskets are widely used in chemical, petrochemical and refinery industries and are mainly installed on pressure vessels, such as heat exchangers, reactors and columns. To promote sealing on existing equipment, you can order gaskets with 2 layers of adhesive graphite applied on both sealing faces during the final stage of the manufacturing process.

TECHNICAL FEATURES

- Applied construction standards
- ASME Code (B16.20; B16.47; B16.5)
- UNI EN 1514-1
- DIN 2690/2691
- Measures according to national or international standards in force (ASME or EN)
- 3mm thickness

APPLICATIONS

Series 5000 gaskets can also be installed where the equipment gasket seating features a nubbing (typically encountered in refineries). The gasket can also be ordered with a corrugated inner and outer profile.

TYPES

- Type IBC for RF flanges
- Tongue and groove type
- Custom design

AVAILABLE FORMATS

Standard 3mm.

Altri spessori fornibili su richiesta.

Metal materials	
Material	Max. temperature
AISI 304; 316; 316L; 316Ti; 321; 347	550 C°
Alloy 400; 600; 625; 800; 825	600-750 C°
Hastelloy C276; B2	450 C°
Titanium Gr.2	350 C°
Fe Armco	450 C°

Filler materials		
Material	Temperature max.	Pressure max.
Graphite	550 C°	150 bar
Virgin PTFE	250 C°	100 bar
Non-Asbestos	400 C°	100 bar
Mica	750 C°	150 bar

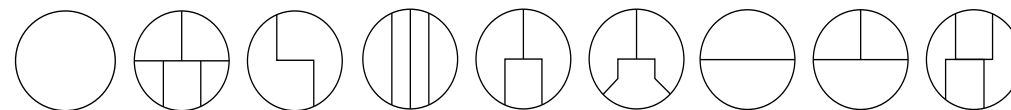
METAL JACKETED GASKETS

Name	CF5000	CF5033	CF5035	CF5060
Image				
Profile No.				
Features	<p>CF5000 is widely used in the chemical, petrochemical and refinery industry and, more specifically, is installed on heat exchangers, reactors and columns. For installation on heat exchangers, they can be fitted with pass partitions made based on the number and shape of the equipment header's partitions. In addition to their classic circular construction, series 5000 metal jacketed gaskets can also be produced in square, rectangular or oval shapes. These gaskets are made in one piece or welded construction on request.</p>	<p>CF5033 is a metal jacketed gasket made up of tubular graphite wire packing of graphite with purity >98% and an outer corrugated jacket wrapped around the whole assembly. It has the same operating properties as standard metal jacketed gaskets, which means it can be used in their place with no need to recalculate flange stability in the event flange performance is tested. With the special graphite wire, the tubular packing conforms easily to the shape of the outer corrugated jacket, filling all the spaces, which can form where the partitions curve, for example.</p>	<p>CF5035 is a reinforced double-jacketed corrugated gasket made up of a corrugated inner metal disc with a special concentric profile, two expanded graphite gaskets with controlled pre-compression and an outer corrugated jacket wrapped around the whole assembly. It reduces leakage through the sealing surfaces (labyrinth effect) and still offers remarkable elasticity and elastic recovery properties. The inner metal part reduces the chance of the filler being crushed and assures residual elasticity even when the gasket is subjected to high torque loads or temperature/pressure cycling.</p>	<p>CF5060 is a corrugated gasket made up of a corrugated AISI 316 steel disc with a special concentric profile sandwiched between two layers of expanded graphite. The special concentric shape of the metal part of the corrugated gaskets provides pressure peaks at the tops of the ridges, thus reducing the initial setup load and promoting a better seal with the same torque load. Corrugated gaskets reduce leakage through the sealing surfaces (labyrinth effect). They can withstand high temperatures and pressures; resistant to a wide variety of chemicals.</p>
Approvals		VDI2200/2440 Ta-Luft	VDI2200/2440 Ta-Luft; Fire safe API6FB Third edition	VDI2200/2440 Ta-Luft
Surface finish flange	µm 3,2-6,3 µinch 125-250	µm 3,2-6,3 µinch 125-250	µm 3,2-6,3 µinch 125-250	µm 3,2-6,3 µinch 125-250

Camprofile gaskets

Sheets & Gaskets | CF6000

CF5000 | CF5003 | CF5035 | CF5060



DESCRIPTION

The series 6000 GROOVED METAL camprofile gaskets are made up of an inner metal disc machined with a special concentric camprofile and two facing materials that conform easily to the flanges and are applied on both faces or sealing surfaces.

TECHNICAL FEATURES

The concentric geometric shape of the metal core profile provides pressure peaks at the tops of the ridges, thus stopping all leakage through the sealing surfaces (labyrinth effect). The metal core means there is no chance of crushing, ensuring that the gasket can withstand even extremely high torque loads; it stops leakage through the seal and prevents blow out.

The standards used applied are:

- ASME Code (B16.20; B16.47; B16.5)
- UNI EN 1514-6 Std. Qualitative graphite
- Ash content: ≤ 2% (Din 51903), on request level of purity <0.15%
- Chloride content: ≤ 50 ppm (Din 28090 - 2)
- Sulphide content: <700 ppm
- Density: 1.0 g / cm³

APPLICATIONS

These gaskets are suitable for use on chemical, petrochemical and refinery plants and power stations.

TYPES

- Type IBC for RF flanges
- Tongue and groove type
- Custom design

AVAILABLE FORMATS

Core: 2mm; 3mm; 4mm; 5mm, other on request





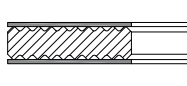



Filler: 0.5mm, other on request

Other thicknesses on request Measurements according to national or international standards in force (ASME or En) Thickness 4mm + 0.5mm + 0.5mm.

Metal materials	
Material	Max. Temperature
AISI 304; 316; 316L; 316Ti; 321; 347	550 C°
Alloy 400; 600; 625; 800; 825	600-750 C°
Hastelloy C276; B2	450 C°
Titanium Gr.2	350 C°
Fe Armco	450 C°

Filler materials		
Material	Max temperature	Max. pressure
Graphite	550 C°	150 bar
Virgin PTFE	250 C°	100 bar
Non-Asbestos	400 C°	100 bar
Mica	750 C°	150 bar

CAMPROFILE GASKETS

Name	CF6000	CF 6010/I	CF6070/F	CF6050
Image				
Profile				
Features	<p>CF6000 GROOVED METAL without rings finds its main application in the chemical and petrochemical industry, in all applications involving very high temperatures and pressures. For installation on heat exchangers, they can be fitted with pass partitions made based on the number and shape of the equipment header's partitions. It can have a seamless construction (based on the size of commercially available sheet metal) or can be made from metal strips and subsequently TIG welded.</p>	<p>CF6000 GROOVED METAL with integral outer ring is mainly used on RF type flanges. These gaskets can be used in place of traditional spiral wound gaskets. For installation on heat exchangers, they can be fitted with pass partitions (camprofile) made based on the number and shape of the equipment header's partitions.</p>	<p>CF6000 GROOVED METAL with floating outer ring is mainly used on RF type flanges. The main purpose of the floating ring is to provide and promote easy seating of the gasket inside the bolt circle during the assembly and operation of the flanged connection. For installation on heat exchangers, they can be fitted with pass partitions (camprofile) made based on the number and shape of the equipment header's partitions.</p>	<p>The Convex CF6000 GROOVED METAL gasket is made with a special convex profile that further helps effect the seal during the equipment operation. It finds its main application in all equipment affected by possibly high pressure and temperature cycling, which can stress the flanged connection during operation. For installation on heat exchangers, they can be fitted with pass partitions (camprofile) made based on the number and shape of the equipment header's partitions.</p>
Approvals	VDI2200/2440 Ta-Luft	VDI2200/2440Ta-Luft	VDI2200/2440 Ta-Luft	
Surface finish flange	µm 3,2-6,3 µinch 125-250	µm 3,2-6,3 µinch 125-250	µm 3,2-6,3 µinch 125-250	µm 3,2-6,3 µinch 125-250

Ring Joint

Sheets & Gaskets | CF7000

CF7000 R/OVAL | CF7000 R/OCTAGONAL LE | CF7000 BX | CF7000 RX | LENS GASKET

DESCRIPTION

The series 7000 ring joint gaskets are produced by CF Service according to international standards ASME B16.20 (API 6A) in an oval design (type R to fit existing ring joint flanges) or octagonal design (type R for newly installed ring joint flanges), or can be custom designed to your specifications. The most common ring joint types are: type R (for ANSI B 16.5 and 16.47 flanges tab. A), type RX (for API 6A flanges) or type BX (for API 6BX flanges).

TECHNICAL FEATURES

- Applied construction standards ASME Code B16.20; B16.47; API 6A; API 6B; API 6BX; DIN 2696.
- Chemical / mechanical / thermal resistance depending on the material
- Excellent handling during transport, installation and disassembly, mechanically stable
- Special coating on request

APPLICATIONS

The series 7000 ring joint gaskets are mainly used in refineries, power stations, petrochemical industries, gas return systems and high-pressure valves.

TYPES






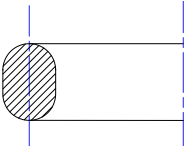
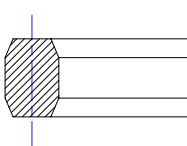
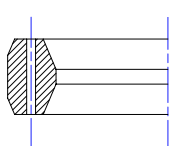
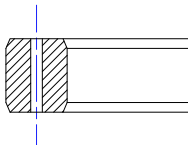
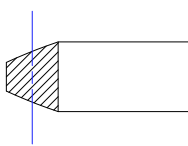
- Type IBC for RF flanges
- Tongue and groove type
- Custom design

AVAILABLE FORMATS

- ASME Code B16.20
- B16.47
- API 6A
- API 6B
- API 6BX
- DIN 2696

Material	Material	Maximum Hardness	Maximum Hardness	Material code
ASTM	DIN	Brinell (HB)	Rockwell B	ASME
Soft iron	1,1003	90	56	D
Carbon Steel	1,0038	120	68	S
AISI 502	1,7362	130	72	F5
AISI 410	1,4000	170	86	S410
AISI 304	1,4301	160	83	S304
AISI 316	1,4401	160	83	S316
AISI 347	1,445	160	83	S347
Monel 400	2,4368	125	83	M
Nickel 200	2,4660	110	58	n
Rame	2,0090	120	68	Cu
Alluminio	-	35	-	Al
Hastelloy B2	2,4617	230	121	X1
Hastelloy C276	2,4819	210	110	X2
Inconel 600	2,4816	150	78	Y
Incoloy 825	2,4858	150	78	Y

RING JOINT

Name	CF7000 R/OV	CF7000 R/OCT	CF7000 RX	CF7000 BX	Lens gaskets
Image					
Profile					
Features	<p>CF7000 is an oval ring joint type that is particularly suitable for installation on existing system flanges. It comes in various materials: Fe Armco/Soft Iron; Stainless steels 304, 316, 321, 347; Alloys 400, 600, 625, 800, 825; Hastelloy C276, B2. It can be produced in other materials on request. It is very common in refineries and in high-pressure pipelines. The reference standards for these ring joint gaskets are ASME B16.20 and API 6A.</p>	<p>CF7000 is a ring joint type that is particularly suitable for installation on newly manufactured flanges, such as high-pressure valves. They come in various materials: Fe Armco/Soft Iron; Stainless steels 304, 316, 321, 347; Alloys 400, 600, 625, 800, 825; Hastelloy C276, B2. It can be produced in other materials on request. They are very common in refineries and in newly installed high-pressure pipelines. These gaskets are not recommended for installation on existing flanges with worn gasket seating. The reference standards for these ring joint gaskets are ANSI B16.5 and B16.47 A.</p>	<p>CF7000 RX has been specially designed for installation on lines and vessels with working pressures in excess of 20000 psi (140 MPa). A hole is made to balance pressure. The reference standard for these ring joint gaskets is API 6A.</p>	<p>CF7000 BX has been specially designed for installation on lines and vessels with working pressures in excess of 20000 psi (140 MPa). A hole is made to balance pressure. The reference standard for these ring joint gaskets is API 6A.</p>	<p>Lens gaskets are made from a solid stainless steel or alloy disc. They are used, above all, in fertilizer manufacturing industries, installed on non-return valves, shutoff valves and high-pressure valves. The design standard calls for gaskets to be made to DIN 2696.</p>
Approvals					
Surface finish flange	μm 3,2-6,3 μinch 125-250	μm 3,2-6,3 μinch 125-250	μm 3,2-6,3 μinch 125-250	μm 3,2-6,3 μinch 125-250	μm 3,2-6,3 μinch 125-250

Metallic gaskets

Sheets & Gaskets | CF8000

CF8001 | CF8002 | CF8003 | CF8004

DESCRIPTION

Based on the movements of the flanges during exercise (axial and / or transverse movement), the most suitable profile is selected. If it is necessary to perform the hydraulic test, the 8000 series gaskets can be supplied with a special internal seal (o-ring or field) that allows the test to be carried out without having to weld the LIP SEAL. Once the hydraulic test has been completed, the gasket can be welded on site. The 8000 series gaskets can be supplied either in stainless steel or special alloys, according to the construction material of the flange coupling and according to the customer's specifications.

TECHNICAL FEATURES

- Applied constructed standards
- ASME Code B16.20; B16.47; API 6A
- DIN 2696; DIN 2695

APPLICATIONS

The series 8000 LIP SEAL gaskets (also known as weld rings) are mainly used in pressure vessels where a high-quality seal is required (e.g. Ta - Luft) in addition to a seal that will stay stable regardless of deformation and/or expansion while the equipment is operating.

TYPES

- Perforated type FF
- Type IBC for RF flanges
- Tongue and groove type
- Custom design

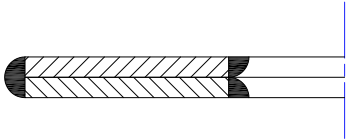
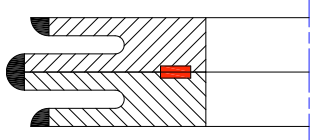
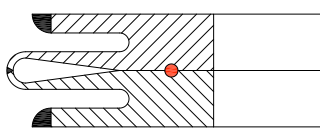
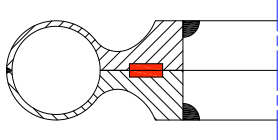
AVAILABLE FORMATS

ASME Code B16.20; B16.47; API 6A
 Din 2696; Din 2695

Metal materials	
Material	Max. temperature
AISI 304; 316; 316L; 316Ti; 321; 347	550 C°
Alloy 400; 600; 625; 800; 825	600-750 C°
Hastelloy C276; B2	450 C°
Titanium Gr.2	350 C°

Maximum hardness		
Material	Brindell	Rockwell B
Soft Iron	90	56
Low Carbon Steel	120	68
F5	130	72
AISI 304	160	83
AISI 316	160	83
AISI 321	160	83
AISI 347	160	83
AISI 410	170	86

METALLIC GASKETS

Name	CF8001	CF8002	CF8003	CF8004
Profile				
Features	<p>CF8001 is the standard LIP SEAL version used mainly for diameters up to DN400. It can withstand only slight axial and transverse movements experienced by the flanged connection as a result of the material it is made from expanding. The surface finish of the flanges must be in the range 25 - 50 μm.</p>	<p>CF8002 allows the flanged connection to move axially and, to some extent, transversally during operation since the welds are applied on the outside of the gasket. This special arrangement also helps compensate for bolts becoming slack. A seal (O-ring or camprofile) is created inside and is used in the event the equipment is to undergo hydraulic testing. It is used for diameters over DN400. The surface finish of the flanges must be in the range 25 - 50 μm.</p>	<p>CF8003 is an optimized version of CF8002. It is used when the application involves transverse movement in addition to axial movement. A seal (O-ring or camprofile) is created inside and is used in the event the equipment is to undergo hydraulic testing. The surface finish of the flanges must be in the range 25 - 50 μm.</p>	<p>CF8004, unlike CF8001, CF8002 and CF8003, provides greater conformability in the event of significant flanged connection movement and deformation. It is particularly suitable for use in high-temperature applications or when dealing with considerable sudden changes in temperature. A seal (O-ring or camprofile) is created inside and is used in the event the equipment is to undergo hydraulic testing. It is mainly used on large diameters. The surface finish of the flanges must be in the range 25 - 50 μm.</p>
Approvals				
Surface finish flange	$\mu\text{m}25 - 50 \mu\text{inch}$	$\mu\text{m}25 - 50 \mu\text{inch}$	$\mu\text{m}25 - 50 \mu\text{inch}$	$\mu\text{m}25 - 50 \mu\text{inch}$

Solid gaskets

Sheets & Gaskets

DESCRIPTION


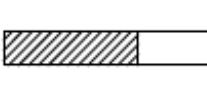
Solid gaskets are made up for high pressure and temperature services.

TECHNICAL FEATURES

These materials owe their ability to resist corrosion to the presence of alloying elements, mainly chromium, capable of passivating, that is, of covering themselves with an invisible layer of oxides, with a thickness equal to a few atomic layers (3-5 × 10⁻⁷ mm), which protects the underlying metal from the action of external chemical agents. Stainless steels offer excellent corrosion resistance and are easily machinable (forging and welding).

APPLICATIONS

They are particularly used in the metalworking industry for the construction of pressure vessels, flange connections and line pipes (also for the transport of drinking water).

Product name	Solid
Product image	
Profile No.	
Features	Solid gaskets are made up for high pressure and temperature services
Product Testing	Fire Safe design
Surface finish flange	µm 1,6 µinch 63

Solid metal gaskets

Sheets & Gaskets | Series 9000

DESCRIPTION

Series 9000 solid metal gaskets with inserts are made up of a metal disc suitably machined to create two grooves (or slots) - one on each face - to accommodate two expanded graphite gaskets or spiral wound gaskets.

TECHNICAL FEATURES

The special shape of the solid metal gaskets with inserts combines the lasting stability of the solid part with the compensation, conformability and elastic recovery properties of the gasket, even on existing system flanges. This special arrangement is applied when dealing with very high pressures, preventing blow out that can occur with non-reinforced expanded graphite and with old damaged main flanges.

Qualitative standard of the graphite

Contained in ashes: $\leq 2\%$ (Din 51903) - on request level of purity $< 0.15\%$

Content in chlorides: ≤ 50 ppm (Din 28090 - 2)

Sulfur content: < 700 ppm

Density: 1.0 g/cm^3 .

APPLICATIONS

This special arrangement is applied when dealing with very high pressures, preventing blow out that can occur with non-reinforced expanded graphite

TYPES

From 10mm to 6000mm

PRODUCT RANGE

Circulars and customer specs

Name	CF9000	CF9001
Image		
Profile		
Features	CF9000 is used, above all, on heat exchangers and other pressure vessels, with tongue & groove or custom-designed flanges. They can be used instead of traditional metal jacketed or camprofile gaskets when there are sealing problems as a result of damaged or non-parallel flanges.	CF9000 is used, above all, on heat exchangers and other pressure vessels, with tongue & groove or custom-designed flanges. They can be used instead of traditional metal jacketed or camprofile gaskets when there are sealing problems as a result of damaged or non-parallel flanges.
Approvals	FDA; VDI2440/2440 Ta-Luft; BAM	FDA; VDI2440/2440 Ta-Luft; BAM
Surface finish flange	$\mu\text{m } 6,3-12,5$ $\mu\text{inch } 250-500$	$\mu\text{m } 6,3-12,5$ $\mu\text{inch } 250-500$

Packings

Sheets & Gaskets | Packings

DISCONTINUOUS ARAMID | PTFE | GRAPHITE | REINFORCED GRAPHITE | GRAPHITE-FILLED EXPANDED PTFE

DESCRIPTION

The main materials used to make the packings are: graphite, glass or ceramic fibres, plant fibres such as ramie and synthetic fibres such as PTFE, aramid and acrylic fibres. CF Service packings can be reinforced with metals such as stainless steel or Inconel for use in applications that demand high mechanical strength even at high temperature and pressures. CF Service packings can also be ordered impregnated with anti-friction agents.

TECHNICAL FEATURES

They can be reinforced with metal threads such as stainless steel or inconel for use in applications that require high mechanical strength even at high temperatures and pressures.

APPLICATIONS

Packings are used in various fields of industry for protecting and insulating valve stems and motor shafts from the possible leakage of either liquid or gaseous fluids.

TYPES

- Discontinuous aramid
- Expanded PTFE
- Expanded graphite
- Graphite filled-expanded PTFE

PACKINGS

Name	Discontinuous Aramid	PTFE	Graphite	Reinforced graphite on corners	Graphite filled-expanded PTFE
Image					
Profile					
Features	<p>The discontinuous aramid fibre braided packing is from a yarn of discontinuous aramid fibres. It can be impregnated with a roughly 50-50% blend of PTFE and inert lubricant or with graphite powder, inert lubricant and corrosion inhibitor. They are particularly popular for use in refineries, chemical and petrochemical plants, power stations, in contact with medium aggressive chemicals, water, solvents, petroleum derivatives, greases and oils.</p>	<p>PTFE braided packing is from a pure expanded PTFE yarn. Filling particles of highly refined minerals treated with mineral oil can be introduced during the production process (lubricated PTFE packing). The resulting packing is very pliable and flexible with a low friction coefficient and no shaft wear. The filling particles within the yarn improve the heat transfer properties as well as the absorption and long-term retention of the lubricant. PTFE packing can be fitted on rotary pumps, piston pumps, mixers, stirrers, guillotine valves and valves in all fields of industry. This type of packing meets FDA standards.</p>	<p>Graphite braided packing is from pure expanded graphite filaments. It can also be reinforced with wire (e.g. stainless steel or alloy). This packing combines the benefits of a braid with the sealing efficiency typical of preformed graphite rings, i.e. resistance to high pressures and extrusion. Excellent thermal conductivity. It can be used in chemical and petrochemical plants, power stations, and for such applications as steam, water, gas, oil, process water and chemical solutions.</p>	<p>This braided packing is from graphite-filled PTFE yarn (reinforced with pure aramid yarn corners) and lubricated with silicone oil. This packing combines the advantages of graphite-filled PTFE with the toughness and durability properties of aramid yarn. This union results in extremely low shaft wear and improved thermal conductivity compared to standard aramid packings. This packing is particularly suitable for applications on: reciprocating pumps, process valves, stirrers and for all other high-pressure applications. It can be used with a wide range of fluids: water (at both low and high temperatures), wastewater, steam, diluted acids, oils and solvents.</p>	<p>Graphite-filled expanded PTFE packing is produced with pure expanded PTFE yarn, incorporating graphite and lubricated with silicone oil. The flexibility, chemical resistance, low friction coefficient and remarkable heat dissipation properties of PTFE + graphite make the packing one of the most versatile and widely used in the market. Given its extensive range of applications, it makes an effective replacement for many other packings, which leads to a considerable reduction in stock.</p>
Approvals		FDA			
Density	1.5 g/cm ³	1.8 g/cm ³	1.1 g/cm ³	1.5 g/cm ³	1.6 g/cm ³
pH	2 - 12	0 - 14	0 - 14	0 - 12	0 - 14
Temperature	from -100°C +260 °C	from -100°C +260 °C	from -200°C +450 °C	from -100°C +280 °C	from -200°C +280 °C
Speed	15 m/s	12 m/s	20 m/s	20 m/s	25 m/s
Rotating pressure	20 bar	20 bar	30 bar	30 bar	35 bar
Alternating pressure	30 bar	30 bar	300 bar	200 bar	100 bar
Static pressure			400 bar** with metallic reinforce	200 bar	250 bar

Insulation solutions

Sheets & Gaskets | Insulation solutions

INSULATION KIT | INSULATIN KIT FSA | ANTICORROSION KIT | ISOLATION KIT EVO

DESCRIPTION

The insulation, isolation and corrosion kits represent an important innovation in the field of metal flange protection, especially in all those systems where protection from corrosion is required and that require electrical or chemical insulation. This solution electrically isolates the flanges and prevents the corrosion of the coupling elements.

TECHNICAL FEATURES

High degree of insulation in conjunction with use even at high temperatures and operating pressures.

APPLICATIONS


The main fields of application of these kits are: off - shore plants, saline environments (eg sea water), chemical plants, refineries, gas pipelines and petrolchemicals.

TYPES

Flange RF, FF, RTJ ASME B16,5; B16,47; EN1092

AVAILABLE FORMATS

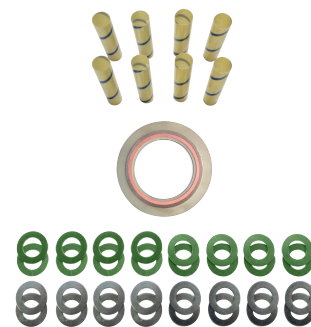
- ASME B16,21
- B16,20
- EN 1514



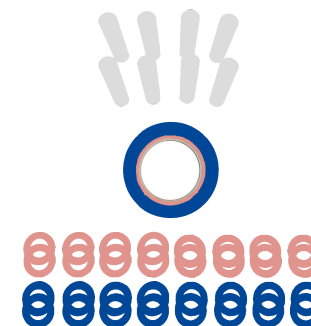
INSULATION KIT



ANTICORROSION KIT



INSULATION KIT FSA


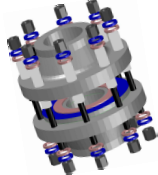


ISOLATION KIT EVO

INSULATION SOLUTIONS

Product name	Insulation Kit	Anticorrosion Kit
Product image		
Features	<p>Insulation kits types GIK1, GIK 2, GIK3 are widely used for the electrical insulation of flanged couplings, even in critical conditions and in the presence of dangerous fluids. This type of kit consists of an insulating gasket, an insulating sleeve for each bolt, two insulating washers for each bolt and two steel washers (carbon or stainless steel) for each bolt. It can also be used for the prevention of galvanic corrosion.</p>	<p>The Anticorrosion Kit type ACK has been designed to create a protective barrier using suitable materials between the flanged coupling elements and the fluid itself. Naturally, however, the selection of the most suitable gasket remains a decisive factor in the sealing efficiency of the flanged coupling. Safeguarding the remaining parts of the flanged coupling can drastically limit the flow and the extent of the loss by allowing maintenance technicians to intervene safely, limiting the extent of the damage as much as possible. The Anticorrosion Kit thus conceived, allows a dual purpose: to interrupt the flow of galvanic currents inside the line and / or equipment (in the case of flanged Inox / CS couplings) and to preserve the integrity of all its components from the chemical attack.</p>
Kit composition	<ul style="list-style-type: none"> ▪ N°2 Stainless Steel or Carbon Steel washers per each bolt ▪ N°2 insulating washers per each bolt ▪ N°1 insulating sleeve per each bolt ▪ N°1 insulating gasket (type GIK1, GIK2 o GIK3) 	<ul style="list-style-type: none"> ▪ N°1 chemically insulating gasket CF3090 ▪ N°1 virgin ptfe insulating sleeve per each bolt ▪ N°2 virgin ptfe insulating washers per each bolt ▪ N°2 Stainless Steel washers per each bolt
Types	GIK1 - GIK2 - GIK3	ACK
Compression resistance	GIK1 67,000 psi - GIK2 50,000 psi - GIK3 25,000 psi	30,000 psi
Dialectric strength	GIK1 750VPM - GIK2 520VPM - GIK3 500VPM	430 VPM
Temperature	GIK1 -200°C +200 °C - GIK2 Max 150°C - GIK3 -50°C +100 °C	Max 260 °c
Pressure	GIK1 Vacuum to 700 bar - GIK2 Max 80 bar - GIK3 Max 40 bar	From vacuum to 80 bar
Water absorption	GIK1 0.085% - GIK2 0.10% - GIK3 1.6%	1,00%
Bending strength	GIK1 57,700 psi - GIK2 55,000 psi - GIK3 22,500 psi	25,000 psi
Tensile resistance	GIK1 41,000 psi - GIK2 35,000psi - GIK3 20,000psi	30,000 psi
Approvals	VDI 2440; Fire Safe rev.04 Exxon mod, API6FB	VDI2440; BAM; FDA
Surface finish flange	Depends on the type of gasket	µm 3,2-6,3 µinch 125-250

INSULATION SOLUTIONS

Product name	Insulation Kit FSA	Isolation Kit Evo
Product image		
Features	<p>Insulation kit type FSA is a seal kit designed for electrical flange isolation and/or general sealing applications: this kit is suitable for use in raised-face and full-face flanges up to ANSI class 2500 (or equivalent) and is excellent for isolating flanges made of dissimilar metals or where prevention of flange face corrosion is desired. The design of the type FSA seal incorporates 2 camprofile profile sealing barrier: inner barrier is made by modified silica filled ptfe, outer barrier is made by Mica. As a result of this advanced seal design, maintenance free flange isolation and flange face corrosion mitigation are achieved economically. The core of type FSA is constructed of SS316L coated with high quality epoxy resin type NEMA G10 which exhibit excellent dielectric behaviour and superior sealing characteristics.</p>	<p>Isolation kit type EVO is a kit designed for electrical and corrosion flange isolation. This kit is suitable for using in Raised Face and Full Faced Flange up to ANSI class 2500 and is excellent for isolating flanges made of dissimilar metals and is protected against corrosion by a special non conductive coating and Fire Safe. The design of the type EVO incorporates a FSA insulating gasket engineered against corrosion. The result of this advanced seal design makes EVO suitable for using at high temperature and high pressure, seawater service and protected against marine corrosion with both excellent dielectric behaviour and superior anticorrosion barrier characteristics.</p>
Kit composition	<ul style="list-style-type: none"> ▪ N°2 stainless steel washers per each bolt, type HCS ▪ N° 2 NEMA grade washers G-11 Glass-Reinforced Epoxy (GRE) for each bolt ▪ N°1 insulating sleeve per each bolt in G-11 ▪ N°1 core gasket in AISI 316L, with field sealing surfaces coated in PTFE with silica and Mica. Other material on request 	<ul style="list-style-type: none"> ▪ N°2 stainless steel washers per each bolt, type HCS with special anticorrosion coating ▪ N° 2 washers in CF3090 for each bolt ▪ N°1 insulating sleeve per each bolt in Virgin PTFE ▪ N°1 core gasket in AISI 316L, with special anticorrosion coating and with field sealing surfaces coated in PTFE with silica and Mica. For seawater and marine service allowable superduplex core with anticorrosion coating
Types	FSA	EVO
Compression resistance	65,000 psi	65,000 psi
Dialectric strength	800 VPM	800 VPM
Temperature	Max 260° c	Max 260 °c
Pressure	From vacuum to 300 bar	From vacuum to 80 bar
Water absorption	0,50%	0,50%
Bending strength	65,000 PSI	65,000 PSI
Tensile resistance	50,000 PSI (small periods + 315 ° C)	50,000 PSI (small periods + 315 ° C)
Approvals	Fire Safe API6FB	Fire Safe API6FB
Surface finish flange	µm 3,2-6,3 µinch 125-250	µm 3,2-6,3 µinch 125-250